
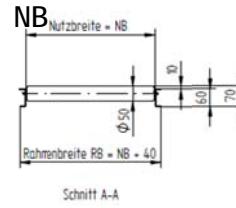


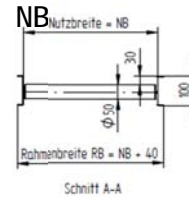
Je nach Fördergut wird eine Mindestneigung von 2% benötigt.



Typ R-50/70



Typ R-50/100



NB (mm)	...bitte wählen...
L (mm)	
T (mm)	
H (mm)	
Type	

\* Sample configuration – other configurations available on request

### Goods to be conveyed

Description			
Parts per time unit [pcs./min.]		Biggest part L x W x H [mm]	
Part temperature [°C]		Smallest part L x W x H [mm]	
Max. part weight [g]		Max. load on device [kg]	

### SPECIFICATION\*\*

Frame, Material	<input type="checkbox"/>
Roller material	<input type="checkbox"/>
End stop	<input type="checkbox"/>
Carriage type	

Notes / Special requirements

\*\* further options available on request